

# Arc

## Linear Pendant

The Arc pendant features a neatly curved top referencing the presence of the arc as an architectural detail in residential and commercial spaces. This pendant is well suited to be a feature over kitchen islands, dining tables, and office spaces.

### Technical Details

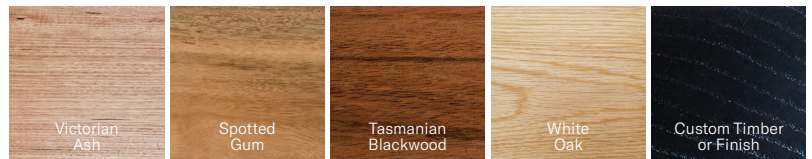
Dimensions	60H x 42W (mm)
Material	Solid Hardwood, Aluminium, Opal Acrylic, Integral LED Lighting
CRI	95+
Wattage	28.8W per metre
Voltage	24V DC
Lumens	1500lm per metre
Install	Installed with a remote driver. Must be installed by a licensed electrician
Dimming	Phase Cut (Universal Dimming) Other dimming types on request
Warranty	3 Years



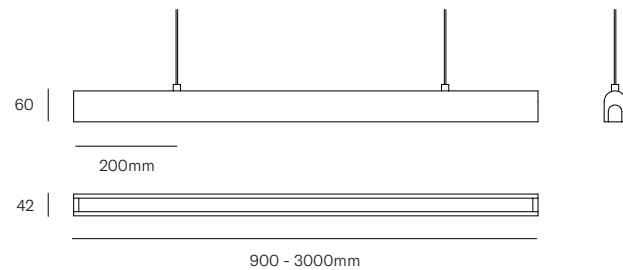
### Create a Custom Pendant

Pendant	Arc	AR
Timber	Victorian Ash Spotted Gum Tasmanian Blackwood White Oak Custom	VA SG TB WO C
Length	900mm 1200mm 1800mm 2000mm 2200mm 2500mm 2800mm 3000mm Custom	L90 L12 L18 L20 L22 L25 L28 L30 (_m)
Gripper Colour	White Black Solid Brass Sandblasted Aluminium Stainless Steel Custom	G1 G2 G3 G4 G5 G6
LED Colour Temperature	2700K Warm White 3000K Bright Warm White 4000K Cool White	27K 3K 4K
Dimming Type	Phase Cut DALI	PH DD
Ceiling Plate	Small Plate Ø76 Large Plate Ø106 Canopy Ø80	76 106 80
Ceiling Plate Colour	White Black	W B
Cable Colour	Silver Black White	SC BC WC
Drop Length	1.5m Standard Custom	1.5m _m

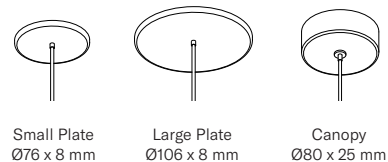
### Timber



### Dimensions

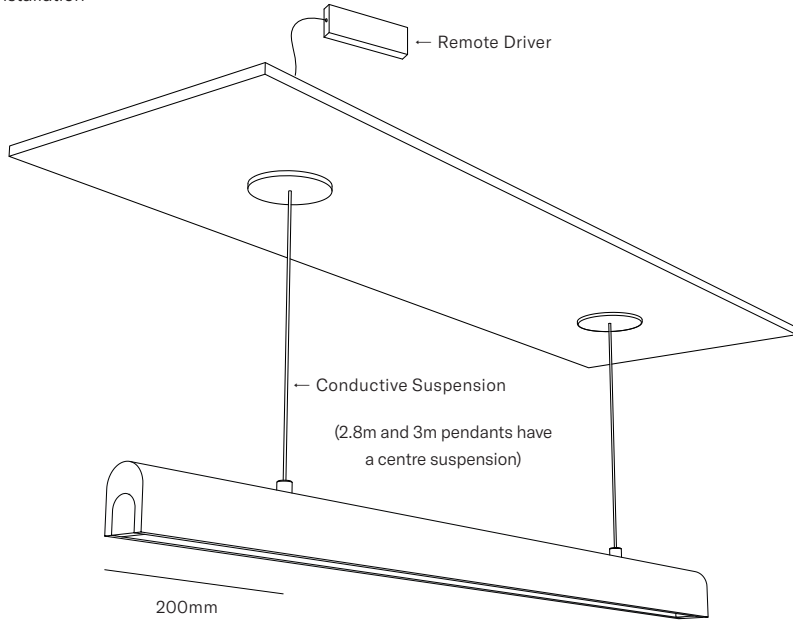


### Ceiling Plate



# Arc

## Installation



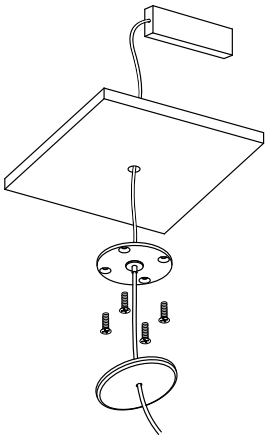
# Linear Pendant

## Installation Notes:

All height adjustments are on the ceiling plate, do not adjust the cable at the gripper (fixed to the timber).

The grub screw at the gripper barrel is not to be adjusted. Adjusting this component can damage the power cable, and void the warranty.

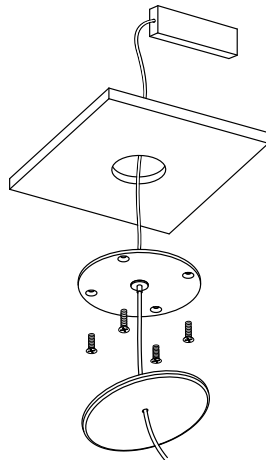
## Ceiling Plate Details



Small Plate  
Ø76 x 8mm

Suitable for full ceiling access to place the remote driver from above.

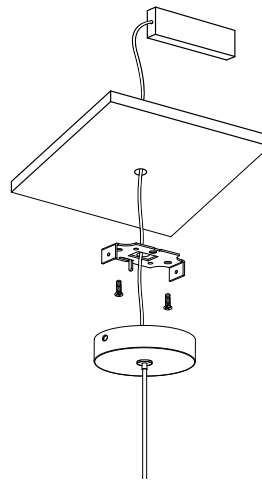
Cutout hole: 10-20mm



Large Plate  
Ø106 x 8mm

Suitable for limited ceiling access to place the remote driver from below.

Cutout hole: 60mm



Canopy  
Ø80 x 25mm

Suitable for full ceiling access to place the remote driver from above.

Cutout hole: 10-20mm

\*Please advise if the installation is on a pitched ceiling.

A flexible knuckle will be provided on the ceiling plate for this installation.